

2nd Grade Wit & Wisdom Module 3 Options

Wit & Wisdom offers an optional version of 2nd grade Module 3 with revised narrative writing craft instruction.

- Changes were made to Focusing Question arcs 3, 4, 5, and the End-of-Module task. The content for the modules is the same. It's only the craft (writing) instruction that has changed.
- Great Minds has provided a [Revised Narrative Instruction One-Pager](#) and [Crosswalk](#).
- The optional module teacher manual is only available digitally.
- Jordan District will provide resources for both versions on the [W&W Toolkit](#), and Great Minds has digital resources for both.
- Second grade teachers are encouraged to choose which option works best for their students. To enable collaboration, school teams should choose the same option.

Here is a brief comparison of the two versions:

Original Version	Optional Version
<ul style="list-style-type: none">• Digital or print Teacher Edition• All student handouts are in paper student books and on district W&W Toolkit.• Print assessments (district W&W Toolkit)• FQ Tasks 3, 4, 5 and EOM: narrative writing from first-person perspective of Ruby Bridges or Sylvia Mendez	<ul style="list-style-type: none">• Digital Teacher Edition• Will need to print some student handouts (available on the district W&W Toolkit)• Print assessments (district W&W Toolkit)• FQ Tasks 3, 4, 5 and EOM: autobiographical narrative writing about students' own educational experience.

Screenshots of the affected writing assessments are included below.

Original Module















Focusing Question Tasks (FQT) 3-5 and End-of-Module (EOM) Task

<p>3. Write an exploded moment narrative from the point of view of Ruby Bridges about the injustices she faced as she walked into the school.</p> <p>FQT 3</p> <p>FQT 3 PDF ↗</p>	<ul style="list-style-type: none"> ▪ Write a paragraph that answers the question and is written from first person point of view. ▪ Use SCAPE story elements. ▪ Use time (temporal) words 	<p>RL.2.3 ↗ , W.2.3 ↗ , W.2.8 ↗ , L.2.1.e ↗</p>
<p>4. Write an exploded moment narrative from the point of view of Ruby Bridges about her response to injustice as she stops in the middle of the crowd.</p> <p>FQT 4</p> <p>FQT 4 PDF ↗</p>	<ul style="list-style-type: none"> ▪ Write a paragraph that answers the question and is written from first person point of view. ▪ Use SCAPE story elements. ▪ Use time (temporal) words. ▪ Use detail to describe thoughts, feelings, and actions. ▪ Expand sentences with adjectives and adverbs. 	<p>RL.2.3 ↗ , W.2.3 ↗ , W.2.8 ↗ , L.2.1.f ↗</p>
<p>5. Write an exploded moment narrative from the point of view of Sylvia Mendez as she sits in the courtroom during the Mendez family’s trial.</p> <p>FQT 5</p> <p>FQT 5 PDF ↗</p>	<ul style="list-style-type: none"> ▪ Write a first person point of view paragraph that answers the question. ▪ Use SCAPE story elements. ▪ Use time (temporal) words. ▪ Use detail to describe thoughts, feelings, and actions. ▪ Expand sentences with adjectives and adverbs. 	<p>RL.2.3 ↗ , W.2.3 ↗ , W.2.8 ↗</p>

End-of-Module Task	Criteria for Success	Standards
<p>Write an exploded moment narrative from either the point of view of Ruby Bridges or Sylvia Mendez about their responses to injustice.</p> <p>EOM Task</p> <p>EOM Task PDF ↗</p>	<ul style="list-style-type: none"> ▪ Write a paragraph that answers the question and is written from first person point of view. ▪ Use SCAPE story elements. ▪ Use time (temporal) words. ▪ Use detail to describe thoughts, feelings, and actions. ▪ Expand sentences with adjective and adverbs. 	<p>RL.2.3 ↗ W.2.3 ↗ , W.2.5 ↗ , W.2.8 ↗</p>

Optional Module

Focusing Question Task (FQT) 3-5

<p>3. Imagine the first time you walked into our classroom. Use first-person point of view to write a narrative moment that describes what you thought and felt as you entered the classroom for the first time.</p> <p>FQT 3</p> <p>FQT 3 PDF </p>	<ul style="list-style-type: none">▪ Use first-person point of view to write a narrative moment.▪ Include story elements in a narrative.▪ Use details to describe thoughts and feelings.▪ Correctly use adjectives and adverbs.	<p>W.2.3 , W.2.8 , L.2.1.e </p>
<p>4. Imagine a day at school. What is your favorite activity? Use first-person point of view to write a narrative moment that describes an action you take and what you think and feel as you engage in your favorite activity at school.</p> <p>FQT 4</p> <p>FQT 4 PDF </p>	<ul style="list-style-type: none">▪ Use first-person point of view to write a narrative moment.▪ Include story elements in a narrative.▪ Use details to describe thoughts, feelings, and actions.▪ Use time, or temporal, words.▪ Correctly use adjectives and adverbs.	<p>W.2.3 , W.2.8 , L.2.1.e , L.2.1.f </p>
<p>5. Imagine a time you learned to do something new at school. Use first-person point of view to write a narrative moment that describes what you saw, thought, and felt as you learned to do something new. Be sure to provide closure to your narrative.</p> <p>FQT 5</p> <p>FQT 5 PDF </p>	<ul style="list-style-type: none">▪ Use first-person point of view to write a narrative moment.▪ Include story elements in a narrative.▪ Use details to describe thoughts, feelings, and actions.▪ Provide a sense of closure to a narrative.▪ Use time, or temporal, words.▪ Rearrange sentences with adjectives and adverbs.▪ Use topic-specific words to convey meaning.	<p>W.2.3 , W.2.8 , L.2.1.e , L.2.1.f </p>

Optional Module End-of-Module (EOM) Task

End-of-Module Task	Criteria for Success	Standards
<p>Using your Knowledge Journal, identify an unforgettable lesson you learned in this module. Use first-person point of view to write a narrative moment that describes what you thought, felt, and did as you learned something you will never forget. Be sure to provide closure to your narrative.</p> <p>EOM Task</p> <p>EOM Task PDF ↗</p>	<ul style="list-style-type: none">• Use first-person point of view to write a narrative moment.• Include story elements in a narrative.• Use details to describe thoughts, feelings, and actions.• Provide a sense of closure to a narrative.• Use time, or temporal, words.• Rearrange sentences with adjectives and adverbs.• Use topic-specific words to convey meaning.	<p>W.2.3 ↗, W.2.5 ↗, W.2.8 ↗, L.2.1.e ↗, L.2.1.f ↗</p>